

Zone 1

Key Locations: 1-7, 9N, 9S

FORT WORTH
BOTANIC GARDEN



Assessment – Fort Worth Botanic Garden

Contents

I.	1 – DEBORAH BEGGS MONCRIEF GARDEN CENTER.....	13
A.	General Building Information.....	13
B.	Areas of Insufficiency	15
II.	2 – MARGERY LEONARD COURTYARD	29
A.	General Building Information.....	29
B.	Areas of Insufficiency	30
III.	3 - CONSERVATORY.....	33
A.	General Building Information.....	33
B.	Areas of Insufficiency	35
IV.	4 – DORTHEA LEONHARDT LECTURE HALL	45
A.	General Building Information.....	45
B.	Areas of Insufficiency	46
V.	5 – GEORGE BEGGS, JR. GARDEN	57
A.	General Building Information.....	57
B.	Areas of Insufficiency	57
VI.	6 – WATER CONSERVATION GARDEN.....	61
A.	General Building Information.....	61
B.	Areas of Insufficiency	62
VII.	7 – ADELAIDE POLK FULLER GARDEN	65
A.	General Building Information.....	65
B.	Areas of Insufficiency	66
VIII.	9N & 9S – PARKING AREAS AND MAIN ENTRANCE	73
A.	General Building Information.....	73
B.	Areas of Insufficiency	74
IX.	Executive Summary	79

Assessment – Fort Worth Botanic Garden


IX. Executive Summary

To summarize the information found in this document, this section provides a cost summary by key element of the Botanic Garden. Please refer to sections AREAS OF INSUFFICIENCY for detailed information on each item. Note that if multiple options/costs were provided, then the highest of the costs are included in the numbers below.

1	Deborah Beggs Moncrief Garden Center	\$1,431,059
2	Margery Leonard Courtyard	\$86,400
3	Conservatory	\$2,266,314
4	Dorothy Leonhardt Lecture Hall	\$696,950
5	George Beggs, Jr. Garden	\$25,800
6	Water Conservation Garden	\$17,301
7	Adelaide Polk Fuller Garden	\$250,464
9N,9S	Parking Areas and Main Entrance	\$301,800
	Zone 1 Total	\$5,076,087

Zone 2

Key Locations: 11-17



Assessment – Fort Worth Botanic Garden

Contents

I.	9R – PARKING AREAS AND MISCELLANEOUS SITE AREAS	83
A.	General Building Information.....	83
B.	Areas of Insufficiency	83
II.	11 – TEXAS NATIVE FOREST BOARDWALK	93
A.	General Building Information.....	93
B.	Areas of Insufficiency	95
III.	12 – SISTER CITIES INTERNATIONAL GROVE	101
A.	General Building Information.....	101
B.	Areas of Insufficiency	102
IV.	13Na – PRODUCTION GLASS GREENHOUSE	105
A.	General Building Information.....	105
B.	Areas of Insufficiency	106
V.	13Nb – PRODUCTION FIBERGLASS GREENHOUSE.....	115
A.	General Building Information.....	115
B.	Areas of Insufficiency	116
VI.	13Nc – SHOP OFFICE	121
A.	General Building Information.....	121
B.	Areas of Insufficiency	122
VII.	13Nd – BREAKROOM BUILDING.....	125
A.	General Building Information.....	125
B.	Areas of Insufficiency	126
VIII.	13Ne – QUONSET STORAGE SHED.....	131
A.	General Building Information.....	131
B.	Areas of Insufficiency	132
IX.	14 – NORTH VISTA.....	135
A.	General Building Information.....	135
B.	Areas of Insufficiency	136
X.	15 – ROCK SPRINGS CENTER & THE GARDENS RESTAURANT	139
A.	General Building Information.....	139
B.	Areas of Insufficiency	141
XI.	16 – FRAGRANCE GARDEN	151
A.	General Building Information.....	151
B.	Areas of Insufficiency	151
XII.	17A – EXHIBITION GREENHOUSE	153
A.	General Building Information.....	153
B.	Areas of Insufficiency	154
XIII.	17B – TRIPLEX BUILDING.....	157
A.	General Building Information.....	157
B.	Areas of Insufficiency	158
XIV.	Executive Summary	163

Assessment – Fort Worth Botanic Garden


XIV. Executive Summary

To summarize the information found in this document, this section provides a cost summary by key element of the Botanic Garden. Please refer to sections AREAS OF INSUFFICIENCY for detailed information on each item. Note that if multiple options/costs were provided, then the highest of the costs are included in the numbers below.

9R	Parking Areas and Miscellaneous Site Areas	\$2,679,600
11	Texas Native Forest Boardwalk	\$154,602
12	Sister Cities International Grove	\$90,000
13N-A	Production Glass Greenhouse	\$691,866
13N-B	Production Fiberglass Greenhouse	\$1,001,880
13N-C	Shop Office	\$7,507
13N-D	Break Room Building	\$348,360
13N-E	Quonset House Storage	\$376,740
14	North Vista	\$648,000
15	Rock Springs Center and The Gardens Restaurant	\$382,561
16	Fragrance Garden	\$1,440
17A	Exhibition Greenhouse	\$206,386
17B	Tri-Plex Building	\$169,434
	TOTAL ZONE 2	\$6,758,376

Zone 3

Key Locations: 18



Assessment – Fort Worth Botanic Garden

Contents

I.	18-SI – MISCELLANEOUS SITE ELEMENTS	167
A.	General Information.....	167
B.	Areas of Insufficiency	167
II.	18-1 – MAIN ENTRANCE GATE & COURTYARD.....	173
A.	General Building Information.....	173
B.	Areas of Insufficiency	174
III.	18-2 – TICKET OFFICE.....	177
A.	General Building Information.....	177
B.	Areas of Insufficiency	178
IV.	18-3 – SUZUKI GARDEN.....	181
A.	General Building Information.....	181
B.	Areas of Insufficiency	181
V.	18-4 - KARESANSUI	183
A.	General Building Information.....	183
B.	Areas of Insufficiency	184
VI.	18-5 – LAKE ARBOR.....	187
A.	General Building Information.....	187
B.	Areas of Insufficiency	188
VII.	18-6 – WATERFALL OVERLOOK.....	191
A.	General Building Information.....	191
B.	Areas of Insufficiency	192
VIII.	18-7 – HILL ARBOR	193
A.	General Building Information.....	193
B.	Areas of Insufficiency	193
IX.	18-8 – MOON BRIDGE.....	197
A.	General Building Information.....	197
B.	Areas of Insufficiency	197
X.	18-9 – MARY K. UMSTEAD TEAHOUSE	199
A.	General Building Information.....	199
B.	Areas of Insufficiency	199
XI.	18-10 – SUMMER HOUSE.....	201
A.	General Building Information.....	201
B.	Areas of Insufficiency	201
XII.	18-11 – MOON VIEWING DECK.....	203
A.	General Building Information.....	203
B.	Areas of Insufficiency	203
XIII.	18-12 – BRIDE’S ROOM & RESTROOMS.....	207
A.	General Building Information.....	207
B.	Areas of Insufficiency	208
XIV.	18-13 – PAVILION	211
A.	General Building Information.....	211
B.	Areas of Insufficiency	213
XV.	18-14 – CHECKERBOARD BRIDGE	219
A.	General Building Information.....	219
B.	Areas of Insufficiency	219
XVI.	18-15 – MIKOSHI HOUSE.....	221
A.	General Building Information.....	221
B.	Areas of Insufficiency	222
XVII.	18-16 – WATERFALL	225
A.	General Building Information.....	225
B.	Areas of Insufficiency	225
XVIII.	18-17 – PAGODA.....	227
A.	General Building Information.....	227
B.	Areas of Insufficiency	228

Assessment – Fort Worth Botanic Garden

XIX. 18-18 – THE TREASURE TREE GIFT STORE.....	231
A. General Building Information.....	231
B. Areas of Insufficiency	232
XX. 18-19 Exit.....	239
A. General Building Information.....	239
B. Areas of Insufficiency	240
XXI. 18-20S - MAIN ENTRANCE RESTROOMS – SOUTH ENTRY	243
A. General Building Information.....	243
B. Areas of Insufficiency	244
XXII. 18-20N - RESTROOMS – NORTH.....	247
A. General Building Information.....	247
B. Areas of Insufficiency	248
XXIII. 18-ST – MISCELLANEOUS STRUCTURAL ELEMENTS.....	251
A. General Building Information.....	251
B. Areas of Insufficiency	257
XXIV. Executive Summary	261

Assessment – Fort Worth Botanic Garden


XXIV. Executive Summary

To summarize the information found in this document, this section provides a cost summary by key element of the Botanic Garden. Please refer to sections AREAS OF INSUFFICIENCY for detailed information on each item. Note that if multiple options/costs were provided, then the highest of the costs are included in the numbers below.

18-SI	Miscellaneous Site Elements	\$423,000
18-1	Main Entrance Gate	\$11,530
18-2	Ticket Office	\$9,819
18-3	Suzuki Garden	\$12,600
18-4	Karesansui	\$476,100
18-5	Lake Arbor	\$16,215
18-6	Waterfall Overlook	\$3,450
18-7	Hill Arbor	\$33,840
18-8	Moon Bridge	\$33,120
18-9	Mary K. Umstead Teahouse	\$11,316
18-10	Summer House	\$406
18-11	Moon Viewing Deck	\$22,008
18-12	Bride's Room & Restrooms	\$11,382
18-13	Pavilions	\$160,203
18-14	Checkerboard Bridge	\$9,000
18-15	Mikoshi Shrine	\$31,352
18-16	Waterfall	\$300,000
18-17	Pagoda	\$810
18-18	Treasure Tree Gift Shop	\$78,972
18-19	Exit	\$17,400
18-20S	South Restrooms	\$24,060
18-20N	North Restrooms	\$7,865
18-ST	Miscellaneous Structural Elements	\$8,460
	Zone 3 Total	\$1,702,907

Zone 4

Key Locations: 9J, 9W, 20-25



Assessment – Fort Worth Botanic Garden

Contents

I.	9J – JAPANESE GARDEN PARKING LOT.....	265
A.	General Information.....	265
B.	Areas of Insufficiency.....	265
II.	9W – WEEKEND PARKING LOT.....	267
A.	General Information.....	267
B.	Areas of Insufficiency.....	267
III.	10 – COMPOST OUTPOST.....	271
A.	General Building Information.....	271
B.	Areas of Insufficiency.....	272
IV.	13S – SOUTH PRODUCTION GREENHOUSE.....	275
A.	General Building Information.....	275
B.	Areas of Insufficiency.....	278
V.	20 – CACTUS GARDEN.....	281
A.	General Building Information.....	281
B.	Areas of Insufficiency.....	282
VI.	21 – GROVE.....	285
A.	General Building Information.....	285
B.	Areas of Insufficiency.....	286
VII.	22 – TRIAL GARDEN.....	289
A.	General Building Information.....	289
B.	Areas of Insufficiency.....	291
VIII.	23 – FOUR SEASONS GARDEN.....	295
A.	General Building Information.....	295
B.	Areas of Insufficiency.....	295
IX.	24 – HORSESHOE.....	297
A.	General Building Information.....	297
B.	Areas of Insufficiency.....	297
X.	25 – BACKYARD VEGETABLE GARDEN.....	299
A.	General Building Information.....	299
B.	Areas of Insufficiency.....	299
XI.	25A – BACKYARD VEGETABLE GARDEN PAVILION.....	303
A.	General Building Information.....	303
B.	Areas of Insufficiency.....	304
XII.	25B – BACKYARD VEGETABLE GARDEN PLAYHOUSE.....	305
A.	General Building Information.....	305
B.	Areas of Insufficiency.....	306
XIII.	25C – BACKYARD VEGETABLE GARDEN STORAGE SHED.....	309
A.	General Building Information.....	309
B.	Areas of Insufficiency.....	309
XIV.	25D – BACKYARD VEGETABLE GARDEN PROJECT GREENHOUSE.....	313
A.	General Building Information.....	313
B.	Areas of Insufficiency.....	314
XV.	Executive Summary.....	315

Assessment – Fort Worth Botanic Garden


XV. Executive Summary

To summarize the information found in this document, this section provides a cost summary by key element of the Botanic Garden. Please refer to sections AREAS OF INSUFFICIENCY for detailed information on each item. Note that if multiple options/costs were provided, then the highest of the costs are included in the numbers below.

9J	Japanese Garden Parking	\$31,200
9W	Weekend Parking	\$126,720
10	Compost Outpost	\$6,660
13S	South Production Greenhouse	\$11,256
20	Cactus Garden	\$6,720
21	Grove	\$9,960
22	Trial Garden	\$46,770
23	Four Seasons Garden	\$0
24	Horseshoe	\$0
25	Backyard Vegetable Garden	\$9,180
25A	Backyard Vegetable Garden Pavilion	\$0
25B	Backyard Vegetable Garden Playhouse	\$7,155
25C	Backyard Vegetable Garden Storage Shed	\$3,240
25D	Backyard Vegetable Garden Greenhouse	\$7,200
	Total Zone 4	\$266,061

Zone 5

Key Locations: 26-33



Assessment – Fort Worth Botanic Garden

Contents

I.	26 – PERENNIAL GARDEN	319
A.	General Building Information	319
B.	Areas of Insufficiency	319
II.	27 – SHELTER HOUSE	323
A.	General Building Information	323
B.	Areas of Insufficiency	324
III.	28 – ROSE RAMP	327
A.	General Building Information	327
B.	Areas of Insufficiency	328
IV.	29 – VICTOR AND CLEYONE TINSLEY ROCK SPRINGS GARDEN	331
A.	General Building Information	331
B.	Areas of Insufficiency	336
V.	30 – LOWER ROSE GARDEN	343
A.	General Building Information	343
B.	Areas of Insufficiency	344
VI.	31 – REPUBLIC OF TEXAS GARDEN	347
A.	General Building Information	347
B.	Areas of Insufficiency	348
VII.	32 – OVAL ROSE GARDEN	351
A.	General Building Information	351
B.	Areas of Insufficiency	352
VIII.	33 – SOUTH VISTA	355
A.	General Building Information	355
B.	Areas of Insufficiency	356
IX.	Executive Summary	359

Assessment – Fort Worth Botanic Garden

IX. Executive Summary

To summarize the information found in this document, this section provides a cost summary by key element of the Botanic Garden. Please refer to sections AREAS OF INSUFFICIENCY for detailed information on each item. Note that if multiple options/costs were provided, then the highest of the costs are included in the numbers below.

26	Perennial Garden	\$19,500
27	Shelter House	\$43,704
28	Rose Ramp	\$159,600
29	Victor and Cleyone Tinsley Rock Springs Garden	\$787,314
30	Lower Rose Garden	\$32,356
31	Republic of Texas Garden	\$17,850
32	Oval Rose Garden	\$59,206
33	South Vista	\$846,000
	Total Zone 5	\$1,965,530